

787.1(07)

Ш 85

пер. с нем. 3-к.



68102

Г. ШРАДИК
Упражнения
для скрипки

Часть

I

H. SCHRADIECK

Exercises
for Violin

Part

I



Москва «Музыка» Moscow «Muzyka»

УПРАЖНЕНИЯ ДЛЯ СКРИПКИ

Часть I

УПРАЖНЕНИЯ НА ОДНОЙ СТРУНЕ

Г. ШРАДИК
(1846—1918)

Каждое упражнение следует повторять по крайней мере 4 раза.


1

1. 2. 3. 4. 5. 6. 7. 8. 9. 10. 11. 12. 13. 14. 15.

Musical score for measures 16 through 25. The key signature is two sharps (F# and C#). The notation consists of six staves, each containing a single melodic line with eighth-note patterns. Measures 16, 17, 18, 19, 20, 21, 22, 23, 24, and 25 are marked with their respective numbers above the staves. Each measure is followed by a repeat sign (double bar line with two dots). The final measure (25) ends with a whole note on a ledger line below the staff.

2

Musical score for measures 1 through 6. The key signature is two sharps (F# and C#). The notation consists of four staves, each containing a single melodic line with eighth-note patterns. Measures 1, 2, 3, 4, 5, and 6 are marked with their respective numbers above the staves. Each measure is followed by a repeat sign (double bar line with two dots). The final measure (6) ends with a whole note on a ledger line below the staff.



УПРАЖНЕНИЯ НА 2-х СТРУНАХ

3



Exercises 12 through 16 are written on a single treble clef staff. Exercise 12 is a 4-measure phrase. Exercise 13 is an 8-measure phrase. Exercise 14 is an 8-measure phrase. Exercise 15 is an 8-measure phrase. Exercise 16 is an 8-measure phrase. The exercises are written in a key with two sharps (F# and C#) and a 4/4 time signature. The notation includes eighth and sixteenth notes, rests, and fingerings (4, 0, 3, 3).

4

Исполнять только кистью правой руки, при совершенном спокойствии остальной части руки.

Exercises 1 through 10 are written on a single treble clef staff. Exercise 1 is a 4-measure phrase. Exercise 2 is a 4-measure phrase. Exercise 3 is an 8-measure phrase. Exercise 4 is an 8-measure phrase. Exercise 5 is an 8-measure phrase. Exercise 6 is an 8-measure phrase. Exercise 7 is an 8-measure phrase. Exercise 8 is an 8-measure phrase. Exercise 9 is an 8-measure phrase. Exercise 10 is an 8-measure phrase. The exercises are written in a key with two sharps (F# and C#) and a 4/4 time signature. The notation includes eighth and sixteenth notes, rests, and fingerings (4, 0, 3, 3).

Exercises 11 through 16 are written on a single treble clef staff in D major (two sharps). Each exercise is a continuous melodic line with various rhythmic patterns, including eighth and sixteenth notes, and rests. Exercise 11 starts with a repeat sign. Exercise 12 has a 4-measure rest. Exercise 13 has a 4-measure rest. Exercise 14 has a 4-measure rest. Exercise 15 has a 4-measure rest. Exercise 16 has a 4-measure rest. Exercise 16 ends with a whole note chord.

УПРАЖНЕНИЯ НА 3-х СТРУНАХ

5

Exercises 1 through 4 are written on a single treble clef staff in D major (two sharps). Exercise 1 is in common time (C) and consists of a continuous melodic line. Exercise 2 has a 4-measure rest. Exercise 3 has a 4-measure rest. Exercise 4 has a 4-measure rest.

4.

5.

6.

7.

8.

9.

10.

11.

12.

УПРАЖНЕНИЯ НА 4-х СТРУНАХ

6

1. 2.

3. 4.

5. 6.

7. 8.

The musical score consists of eight measures, each containing a continuous sixteenth-note pattern. The key signature is one sharp (F#). The measures are numbered 1 through 8. Measure 1 starts with a treble clef and a common time signature 'C'. Measures 3, 5, 7, and 8 include fingerings (1, 4) and a '0' for the open string. Measures 4, 5, 6, 7, and 8 include a '4' for the fourth fret. The patterns are connected by long horizontal slurs.

9.

10.

11.

7

1. 3 3 3

2.

3.

4.

5.

6.

7.

8.

9.

10. Coda

УПРАЖНЕНИЯ ВО 2-ой ПОЗИЦИИ

8

1.

2.

3.

4.

4.

4.

6.

7.

8.

9.

10.

11. v

12.

УПРАЖНЕНИЯ В 1-ой и 2-ой ПОЗИЦИЯХ

9

1.
 2.
 3.
 4.
 5.
 6.
 7.
 8.
 9.
 10.

This block contains six staves of musical notation, each representing an exercise. Exercise 8 (first staff) features a 4/4 time signature and includes fingering numbers 4, 3, 1, 3, and 4. Exercise 9 (third staff) includes fingering numbers 1, 3, and 3. Exercise 10 (fourth staff) includes a trill (tr) and a fingering number 3. The remaining staves (second, fifth, and sixth) contain continuous musical notation with various fingering numbers (0, 4, 1, 3, 4) and articulation marks.

УПРАЖНЕНИЯ В 3-ей ПОЗИЦИИ

10

This block contains six staves of musical notation, each representing an exercise. Exercise 1 (first staff) includes fingering numbers 1, 2, and 4. Exercise 2 (second staff) includes a fingering number 2. Exercise 3 (third staff) includes a fingering number 3. The remaining staves (fourth, fifth, and sixth) contain continuous musical notation with various fingering numbers (4, 4, 4) and articulation marks.

4. 3 3

4 4

5. 6.

7.

8. 2 4

9. 4 10.

11. 4 4

12.

p

УПРАЖНЕНИЯ В 1-ой, 2-ой И 3-ей ПОЗИЦИЯХ

11

1.

2.

3.

4.

5.

6.

7.

8.

9.

10.

11.

12.

УПРАЖНЕНИЯ В 4-ой ПОЗИЦИИ

12

1.

2.

3.

4.

5.

6.

7.

8.

9.

10. 11. 12. 13. 14. 15. 16. 17. 18.

УПРАЖНЕНИЯ В 1-ой, 2-ой, 3-ей И 4-ой ПОЗИЦИЯХ

13

1. 2.

Handwritten musical score on page 17, featuring ten staves of music in treble clef with a key signature of three sharps (F#, C#, G#). The score includes various musical notations such as triplets, slurs, and fingering numbers (1-4). The staves are numbered 3, 4, and 5, with some sections labeled with Roman numerals I, II, and III. The music is written in a fluid, handwritten style.

Staff 1: Treble clef, key signature of three sharps. Starts with a double bar line and a repeat sign. Fingering numbers 3, 3, 4, 2, 4 are present. A slur covers the first two measures. Roman numeral III is above the third measure.

Staff 2: Treble clef, key signature of three sharps. Fingering numbers 2, 4, 2, 4, 2, 2 are present. Roman numeral II is above the first measure. A slur covers the first three measures. Roman numeral I is above the fourth measure.

Staff 3: Treble clef, key signature of three sharps. Fingering numbers 3, 4, 3, 4, 3, 4 are present. Slurs cover the first two and last two measures.

Staff 4: Treble clef, key signature of three sharps. Fingering numbers 3, 4, 3, 4, 3, 4 are present. Slurs cover the first two and last two measures.

Staff 5: Treble clef, key signature of three sharps. Starts with a double bar line and a repeat sign. Fingering numbers 4, 4, 4, 4, 3 are present. Roman numeral III is above the sixth measure.

Staff 6: Treble clef, key signature of three sharps. Fingering numbers 4, 3, 4, 3 are present. Roman numeral II is above the fifth measure. A slur covers the first four measures.

Staff 7: Treble clef, key signature of three sharps. Fingering numbers 1, 1, 1, 1 are present. Slurs cover the first two and last two measures.

Staff 8: Treble clef, key signature of three sharps. Fingering numbers 1, 4, 1, 2, 4, 3 are present. Slurs cover the first two and last two measures.

Staff 9: Treble clef, key signature of three sharps. Starts with a double bar line and a repeat sign. Fingering numbers 4, 2, 4, 2, 4 are present. Roman numeral III is above the first measure. A slur covers the first two measures. Roman numeral II is above the fifth measure.

Staff 10: Treble clef, key signature of three sharps. Starts with a double bar line and a repeat sign. Fingering numbers 3, 4, 3, 4, 3, 4 are present. Roman numeral II is above the first measure. A slur covers the first two measures.

[illegible]

УПРАЖНЕНИЯ В 5-ой ПОЗИЦИИ

14

УПРАЖНЕНИЯ В ПЕРВЫХ ПЯТИ ПОЗИЦИЯХ

15

The musical score for 'The Rose Tree' is presented in four staves, all in treble clef with a key signature of three sharps (F#, C#, G#) and a common time signature (C). The first staff begins with a first ending bracket labeled '1. a IV' and contains a melodic line with various fingerings (1, 2, 1, 1, 1, 1, 1, 1, 2, 2). The second staff features a first ending bracket labeled '1. b IV' and a second ending bracket labeled 'III'. The third staff starts with a second ending bracket labeled '2.' and continues the melodic development. The fourth staff includes a third ending bracket labeled '3.' and a fourth ending bracket labeled '4.', both leading to a final double bar line. The notation includes numerous slurs, ties, and fingerings throughout.

5. 6. 7. 8. 9. 10. II 11. 12. 13. 14. 15. 16. IV 17. IV III

УПРАЖНЕНИЯ В 6-ой ПОЗИЦИИ
16

21

1. 2. 3. 4. 5. 6. 7. 8. 9. 10. 11. 12. 13.



УПРАЖНЕНИЯ В ШЕСТИ ПОЗИЦИЯХ

17

IV 1.

2.

3.

4.

5.

6.

7.

8. 



9. 



10. IV 



III 

11. 



II 

I
 II
 III
 IV
 12.

This section contains six staves of music in treble clef with a key signature of three sharps (F#, C#, G#). The exercises are labeled I, II, III, and IV. Exercise I consists of two measures of eighth-note patterns. Exercise II consists of two measures of eighth-note patterns. Exercise III consists of two measures of eighth-note patterns. Exercise IV consists of two measures of eighth-note patterns. Measure 12 is a double bar line followed by a measure of eighth-note patterns.

УПРАЖНЕНИЯ В 7-ой ПОЗИЦИИ

18

1.
 2.
 3.
 4.

This section contains four staves of music in treble clef with a key signature of two flats (Bb, Eb). The exercises are labeled 1., 2., 3., and 4. Exercise 1 consists of two measures of eighth-note patterns. Exercise 2 consists of two measures of eighth-note patterns. Exercise 3 consists of two measures of eighth-note patterns. Exercise 4 consists of two measures of eighth-note patterns.

25

5. 3 3 3 4 4

6. 2

7.


8. 4 9. 4 3

10.

11.

12. 3 4 1 1 2 2 3 3 2 2 3


13. 4 4



Эти упражнения также могут быть исполнены в 8-ой позиции; лучше всего в тональности ля минор.

УПРАЖНЕНИЯ ВО ВСЕХ ПОЗИЦИЯХ

19



I

III

IV

8-я позиция

8

II

III

II

Musical score for page 29, featuring four staves of music in G major. The notation includes various fingerings (1, 2, 3, 4) and articulations (trills, slurs). The first staff is marked with a '2' and a '1'. The second staff is marked with a '1' and a '1'. The third staff is marked with a '1' and a '1'. The fourth staff is marked with a '1' and a '1'. The score is divided into four measures, each with a Roman numeral (I, II, III, IV) indicating the measure number.

20

Musical score for page 20, featuring five staves of music in G major. The notation includes various fingerings (1, 2, 3, 4) and articulations (trills, slurs). The first staff is marked with a '1' and a '1'. The second staff is marked with a '1' and a '1'. The third staff is marked with a '1' and a '1'. The fourth staff is marked with a '1' and a '1'. The fifth staff is marked with a '1' and a '1'. The score is divided into four measures, each with a Roman numeral (I, II, III, IV) indicating the measure number.

This page contains ten musical exercises for guitar, each on a single staff in treble clef with a key signature of one sharp (F#). The exercises are numbered 5 through 11.

- Exercise 5:** Consists of two measures. The first measure has a trill (tr) on the 4th string, 4th fret, with a fingering of 4. The second measure has a trill on the 1st string, 1st fret, with a fingering of 1.
- Exercise 6:** Consists of two measures. The first measure has a trill on the 4th string, 4th fret, with a fingering of 4. The second measure has a trill on the 1st string, 1st fret, with a fingering of 1.
- Exercise 7:** Consists of two measures. The first measure has a trill on the 4th string, 4th fret, with a fingering of 4. The second measure has a trill on the 1st string, 1st fret, with a fingering of 1.
- Exercise 8:** Consists of two measures. The first measure has a trill on the 4th string, 4th fret, with a fingering of 4. The second measure has a trill on the 1st string, 1st fret, with a fingering of 1.
- Exercise 9:** Consists of two measures. The first measure has a trill on the 4th string, 4th fret, with a fingering of 4. The second measure has a trill on the 1st string, 1st fret, with a fingering of 1.
- Exercise 10:** Consists of two measures. The first measure has a trill on the 4th string, 4th fret, with a fingering of 4. The second measure has a trill on the 1st string, 1st fret, with a fingering of 1.
- Exercise 11:** Consists of two measures. The first measure has a trill on the 4th string, 4th fret, with a fingering of 4. The second measure has a trill on the 1st string, 1st fret, with a fingering of 1.

[illegible]

ГЕНРИХ ШРАДИК
УПРАЖНЕНИЯ ДЛЯ СКРИПКИ
Часть I

Редактор Е. Орехова. Техн. редактор Т. Лапина.

Н/К

Лицензия ЛР № 010153 от 03.01.92. Подписано в печать 15.09.93. Формат 60х90 1/8.
Бумага офсетная. Гарнитура тиде. Печать офсетная. Объем печ. л. 4,0. Усл. п. л. 4,0.
Усл. кр.-отт. 4,25. Уч.-изд. л. 4,41. Тираж 10000 экз. Изд. № 3022. Заказ № 1244.

Издательство „Музыка”, 103031, Москва, Неглинная, 14.

Московская типография № 6 Министерства печати и информации РФ,
109088, Москва, Ж-88, Южнопортовая ул., 24.